


## SYSTÉM **EKO** / VZOR **AW.10.06**



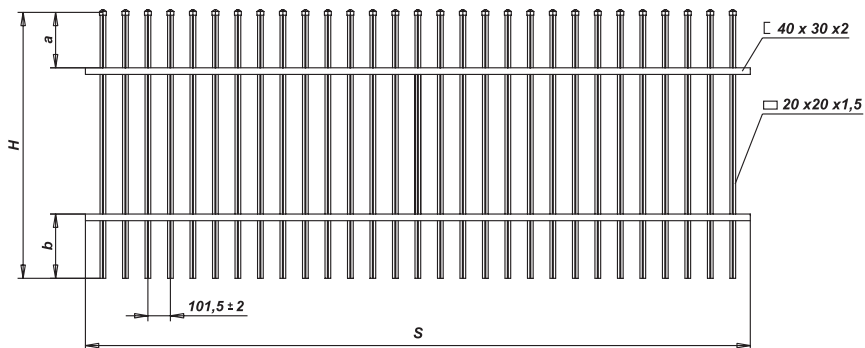
**AW.10.06/P**

S	H	kg
3000 x 1200	37	
3000 x 1450	45	
2500 x 1200	32	
2500 x 1450	39	

max. 3000 x 1950

System  Eko  Classic

$H \geq 1000$  : a = 250, b = 290  
 $800 \leq H < 1000$  : a = 250, b = 200  
 $H_{min} = 800$



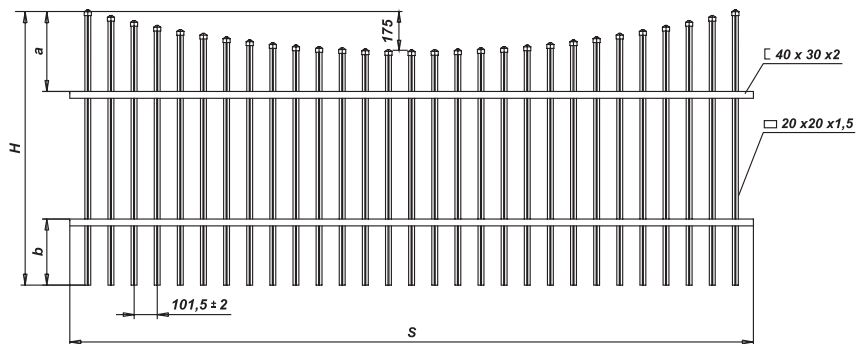
**AW.10.06/WK**

S	H	kg
3000 x 1200	35	
3000 x 1450	43	
2500 x 1200	29	
2500 x 1450	36	

max. 3000 x 1950

System  Eko  Classic

$H \geq 1100$  : a = 350, b = 290  
 $900 \leq H < 1100$  : a = 350, b = 200  
 $H_{min} = 900$



**AW.10.06/Wp**

S	H	kg
3000 x 1200	37	
3000 x 1450	44	
2500 x 1200	30	
2500 x 1450	37	

max. 3000 x 1950

System  Eko  Classic

$H \geq 1100$  : a = 350, b = 290  
 $900 \leq H < 1100$  : a = 350, b = 200  
 $H_{min} = 900$

